

# Ortho Optix™ Reader ID-MTS™ Gel Test

Do better with less



# A time of challenges

The world is changing. Increased demands and decreased resources are having a significant impact on labs everywhere. QuidelOrtho's automated and semi-automated systems are designed to help blood banks meet the challenges of today — and tomorrow — with proven technologies and a scalable platform designed to elevate your standard of patient care.

## Now more than ever, you need a proven partner

For over 80 years, blood bankers have trusted QuidelOrtho to help to ensure the safety of their patients' transfusions and increase the efficiency of their labs. With over 5,500 placements across the globe, a patient is safely transfused every second due to QuidelOrtho's portfolio of pre-transfusion testing.

## The freedom to focus

Award-winning services and Informatics is the evolution of how service, expertise, technology and data-driven solutions come together to create a more effective, efficient lab — so you can focus on improving patient care.

### Today's transfusion medicine professionals face unprecedented challenges



Demographic shifts



Increasing testing volume and complexity



Budgetary pressures



Evolving regulatory requirements



Skilled resource shortages





# A portfolio of solutions

Our comprehensive portfolio of automated and semi-automated solutions is designed to help you control your operations, optimize your resources and trust your results — regardless of the size or volume of your testing needs

## Deliver a high quality and safe<sup>1</sup> result with a lower volume solution

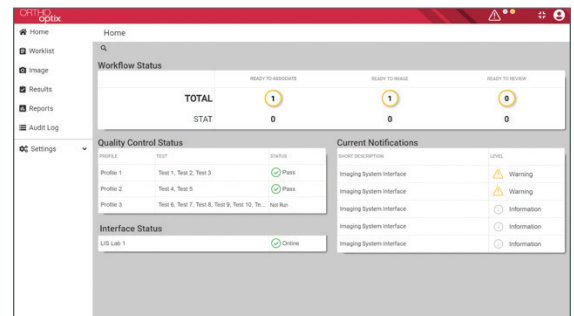
- Scalable solutions designed with the same imaging and interpretation system as our Ortho Vision® Platform to ensure a consistent and high quality result
- Easy-to-use and easy-to-train with online video tutorials



99.9%  
concordance<sup>2</sup>


## Standardize your processes to consistently deliver excellence

- Consistent performance and compliance help standardize processes across shifts with enhanced data traceability and reporting capabilities, QC management and the ability to track tests and reagents
- Our team of dedicated lab specialists can support technical questions and help select the right tests for your lab



## Drive efficiency and streamline your workflow

- Centralize your results and streamline your lab's workflow to help eliminate the need for manual documentation and reduce the risk of transcription errors
- **E-Connectivity® Technology** enables virtual troubleshooting and quick support from our award-winning service and informatics team



At the heart of this solution is Ortho Optix™ Reader — an advanced card reader designed to automate reaction grading and elevate your lab's performance to the highest level.

1. Data on file. CAT # 59431: EXPERT READER GAGE R&R Study.

2. For direct and indirect antiglobulin testing, as determined by external validation testing using QuidelOrtho technology. The acceptance criteria for concordance for direct and indirect antiglobulin was 98.0% with a lower bound 95% CI of 99.7% (Data on file. D50425 Reader\_Report\_02062020: BioVue EET).

# Integrated tools. Improved workflow. Better together.



## Partners in performance

**The Ortho Optix™ Reader works with the Ortho® Workstation** — the only compact 2-in-1 blood testing system with reliable Ortho ID-Micro Typing System™ (ID-MTS™) Gel Card Column Agglutination Technology (CAT), to provide an accurate, cost-effective screening solution that contributes to your ability to deliver consistent results with confidence.



## How Ortho Optix™ Reader benefits your lab:

- **Ensures accurate results:** Proven to deliver 99.9% concordance<sup>1</sup> for a high-quality and consistent result by utilizing the same interpretation system and camera image sensor of our award-winning automated Ortho Vision/Vision Swift platform
- **Eliminates the guesswork:** High-resolution camera captures high-resolution images of each side of the reaction column to determine the result, eliminating the subjectivity and discrepancies associated with human reading of results. Let the high-resolution camera of Ortho Optix Reader focus on the result, so your staff can focus on other critical tasks
- **Minimizes manual errors:** Delivers results directly to your computer or from a bidirectional interface to your laboratory information system (LIS),<sup>2</sup> greatly reducing or eliminating the need for manual documentation and the risk of transcription errors
- **Improves workflow efficiency & safety:** Cutting-edge software designed with customizable workflow settings enables enhanced traceability and reporting capabilities to keep labs compliant with accreditations and regulations
- **Maximize your testing ability with cutting-edge technology:** Uses best-in-class ID-MTS Gel Test technology, which offers a comprehensive testing menu

### Advancing transfusion medicine, improving patient care

Learn with industry experts and thought leaders through our QuidelOrtho Science Bytes monthly podcasts, webinars, videos and additional resources — some of which provide the opportunity to earn Professional Acknowledgment for Continuing Education. You'll gain invaluable knowledge to help your lab maximize performance and help achieve better patient outcomes.

**Learn more at [quidelortho.com](https://quidelortho.com)**

<sup>1</sup>For direct and indirect antiglobulin testing, as determined by External Validation Testing using ID-MTS Technology. The acceptance criteria for concordance for direct and indirect antiglobulin was ≥98% with a lower bound 95% CI of 99.87%.

<sup>2</sup>Bidirectional interface to an LIS is optional.

# Specifications

## Ortho Optix Reader

### **Dimensions**

Height: 240 mm (9.45 in)  
Width: 215 mm (8.46 in)  
Depth: 435 mm (17.13 in)

### **Weight**

5.4 kg (11.9 lbs)

### **Power requirements**

100–240 V~, 50/60 Hz, single-phase  
(input auto-senses voltage/current, no manual selection required)

### **Power consumption**

150 VA

## Computer specifications

### **Browser requirement**

Google Chrome

### **Operating system**

Microsoft® Windows® 10 Enterprise or Microsoft Windows 10 Professional  
NOTE: The Ortho Optix Reader does not support Microsoft Windows 10 Home or Microsoft Windows 10 Education

### **Processor**

Intel i5 CPU or higher

### **Memory**

Minimum of 8GB RAM

### **USB ports**

2 minimum: 1 each for Ortho Optix Reader and bar code scanner.  
Additional ports may be required for keyboard, mouse, and USB printer

### **Monitor**

Minimum resolution of 1,920 × 1,080

### **Network connection**

Needed for LIS and E-Connectivity

### **Malware protection**

Customer supplied. Needs to include anti-malware/anti-virus

## Barcode reader specifications

Reads, with auto-discrimination capability, the standard barcode symbology listed below.

The following barcode symbology is required for reading cards as well as QuidelOrtho-branded reagents and QC fluids.

- Interleaved 2 of 5
- Code 128

Configuration of the barcode reader symbology for sample containers is dependent on the sample containers used by the lab. Commonly used symbology for sample containers is:

- Code 39
- Codabar
- Interleaved 2 of 5
- Code 128 (includes A, B & C formats and ISBT 128 content)

## Printer specifications

### **Characteristic**

Printers that are supported by Microsoft Windows 10. Either networked or USB connected.

### **Description**

Serves as an output device for printed system reports, including:

- Order results report
- Quality control report
- Quality control history report
- Laboratory report
- Assay statistics report
- Blood group report
- Consumable lot report

## Ortho Workstation

### **Dimensions**

Height: 220 mm (8.66 in)  
Width: 575 mm (22.64 in)  
Depth: 325 mm (12.80 in)

### **Weight**

10.89 kg (24 lbs)

### **Power requirements**

100–240 V~, 50/60 Hz, single-phase  
(input auto-senses voltage/current, no manual selection required)

### **Power consumption**

150 VA

### **Fuses**

2 required, T4AH250V-4 amp, 250 V, ceramic, time delay, 5 × 20 mm

### **Cycle speed**

Phase 1: 793 rpm ± 10 rpm  
Phase 2: 1,509 rpm ± 10 rpm

### **Speed indicator**

4 digits

### **Timing indicator**

4 digits

### **Cycle timing**

10 minutes ± 10 seconds  
(including ramp-up time)

### **Centrifuge card/ cassette capacity**

10 cards/cassettes

### **Incubation temperature**

37°C ± 2°C

### **Incubator card/ cassette capacity**

20 cards/cassettes  
(2 sections of 10)

### **Noise level generated**

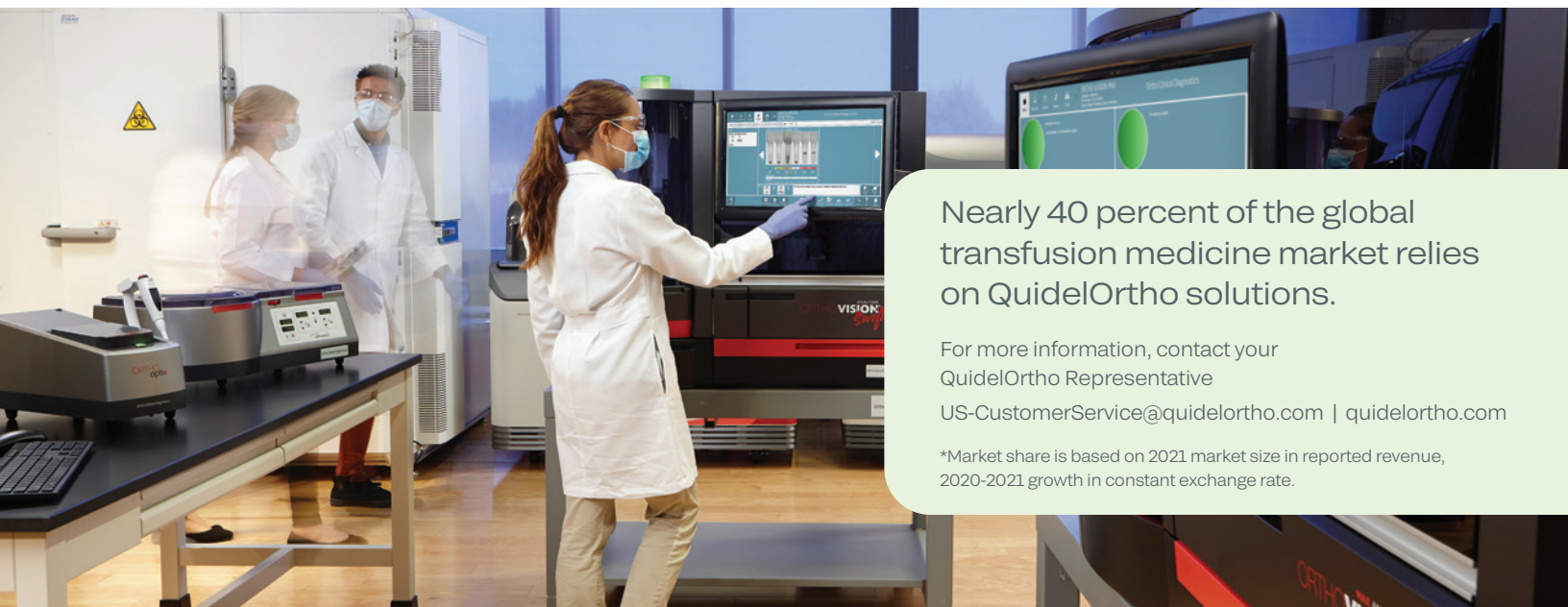
Maximum 50 dBA at 1 meter  
(during normal operation)

# Ordering information

**QuidelOrtho ID-MTS™ Configuration Table**

Formal Name	1	2	3	4	5	6
A/B/D Reverse Grouping	Anti-A	Anti-B	Anti-D	Control	Buffered	Buffered
A/B/D Monoclonal Grouping	Anti-A	Anti-B	Anti-D	Anti-A	Anti-B	Anti-D
A/B Monoclonal Grouping	Anti-A	Anti-B	Anti-A	Anti-B	Anti-A	Anti-B
Anti-A,B	Anti-A,B					
Anti-A	Anti-A					
Anti-B	Anti-B					
Anti-D	Anti-D					
Monoclonal Control	Control					
Monoclonal Rh Phenotype	Anti-D	Anti-C	Anti-E	Anti-c	Anti-e	Control
Anti-C	Anti-C					
Anti-E	Anti-E					
Anti-c	Anti-c					
AHG Polyspecific	Anti-IgG, C3d, Polyspecific					
AHG Anti-IgG	Anti-IgG					
Buffered	Buffered					

Product availability is subject to fulfillment of regulatory requirements in each market.



Nearly 40 percent of the global transfusion medicine market relies on QuidelOrtho solutions.

For more information, contact your QuidelOrtho Representative  
 US-CustomerService@quidelortho.com | quidelortho.com

\*Market share is based on 2021 market size in reported revenue, 2020-2021 growth in constant exchange rate.

New QuidelOrtho branding may not be available in all markets, subject to country specific regulatory approval. Please confirm with your local commercial team.



At QuidelOrtho, we transform diagnostic data into answers, understanding and action, illuminating the path forward for all. For more than 80 years, we've pursued the unknown with a passion and purpose to improve health. And we'll continue to transform the power of diagnostics into a healthier future for all.

---

9975 Summers Ridge Road  
San Diego, CA 92121 USA

[quidelortho.com](https://www.quidelortho.com)

PR-13732

© 2023 QuidelOrtho Corporation